



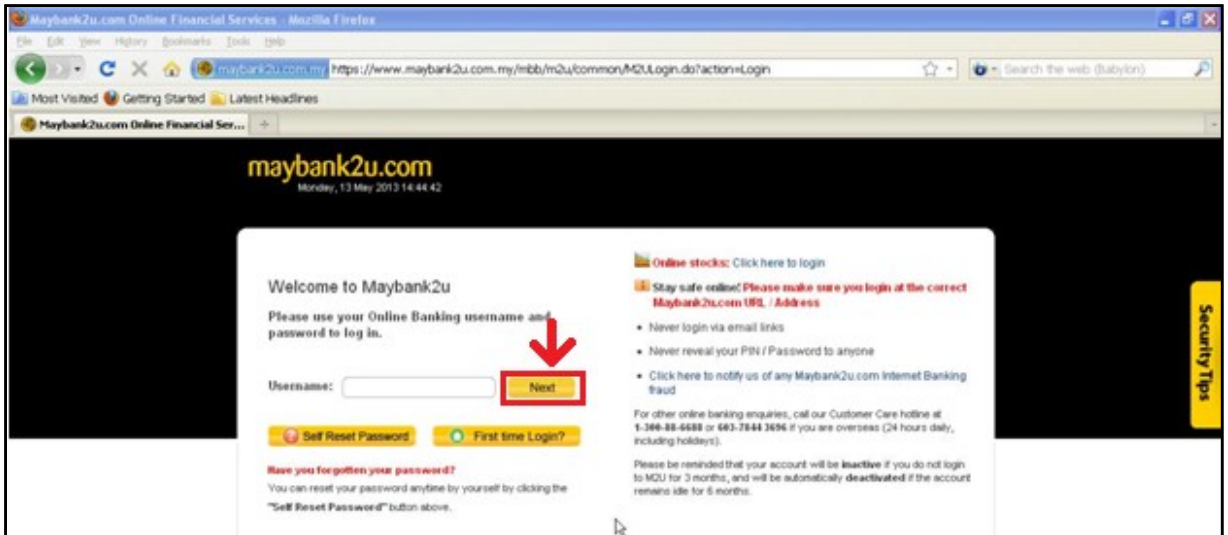
ONLINE PAYMENT VIA MAYBANK2U

ONLINE PAYMENT VIA MAYBANK2U

1. Type <http://www.maybank2u.com.my/>
2. Click Login.

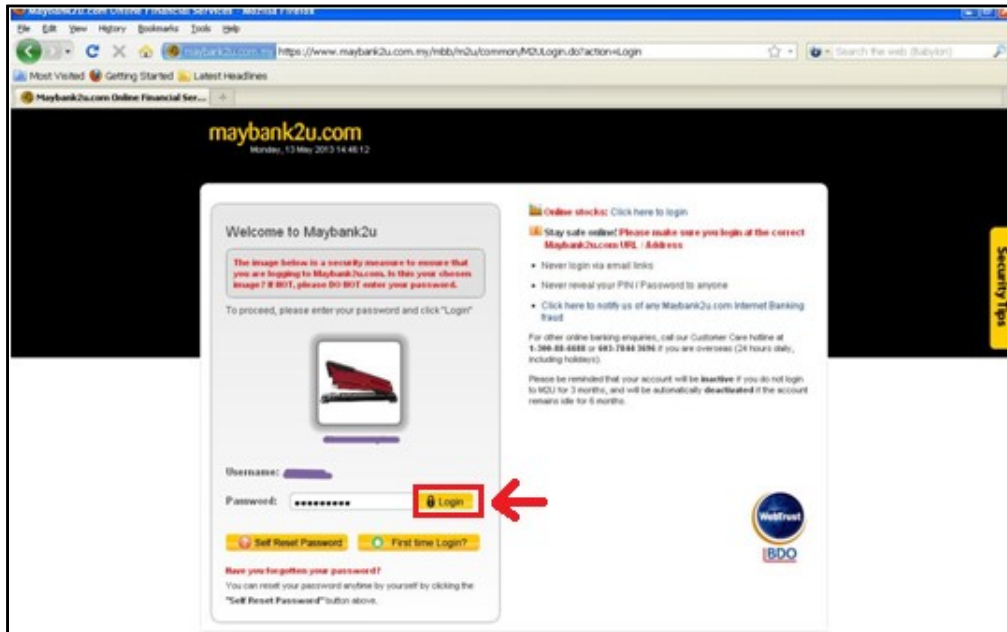


3. Key in Username. Then, click Next.

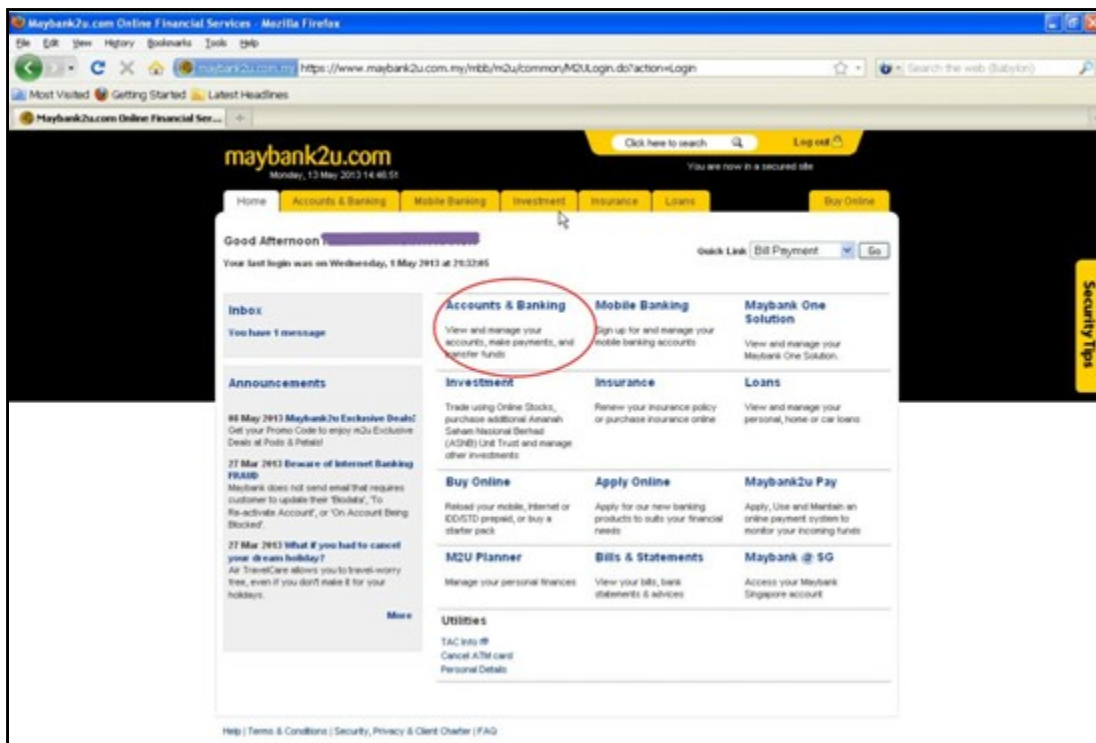


ONLINE PAYMENT VIA MAYBANK2U

4. Key in Password then click Login.

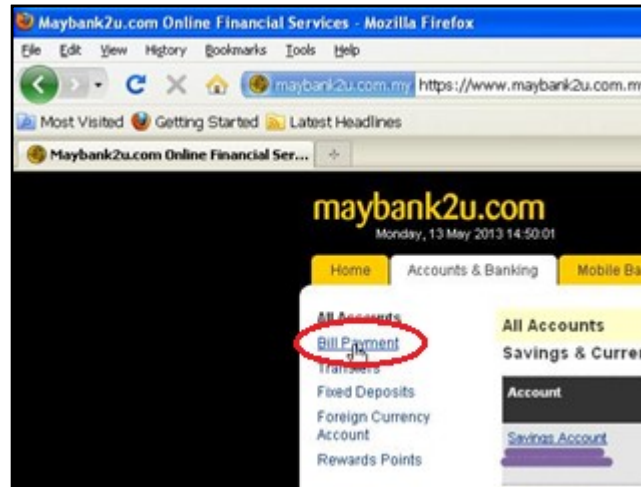


5. The next display is shown below.
6. Click Account & Banking.

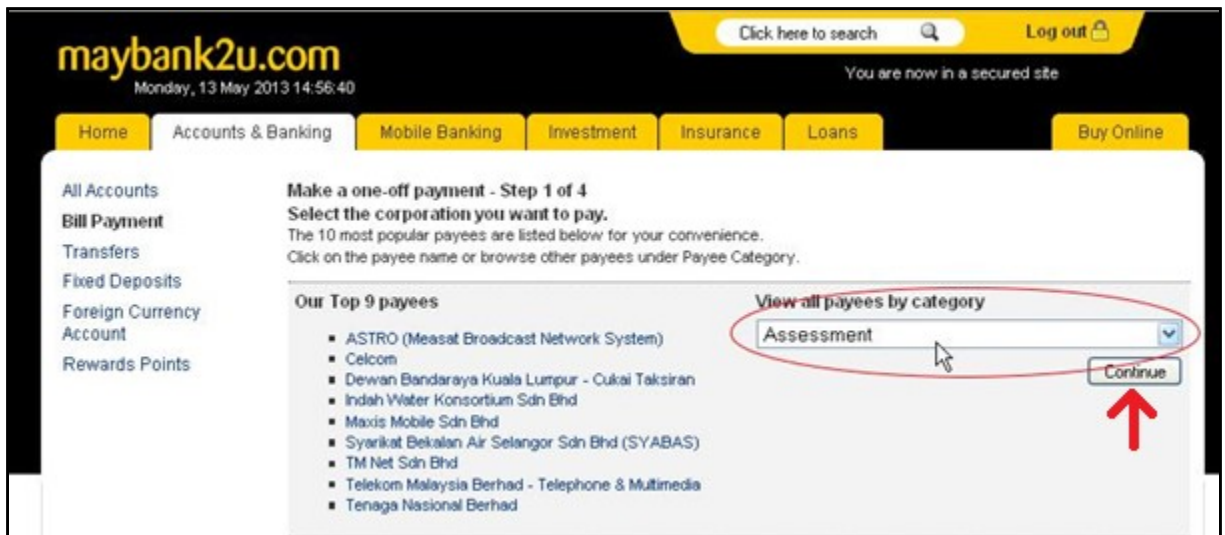


ONLINE PAYMENT VIA MAYBANK2U

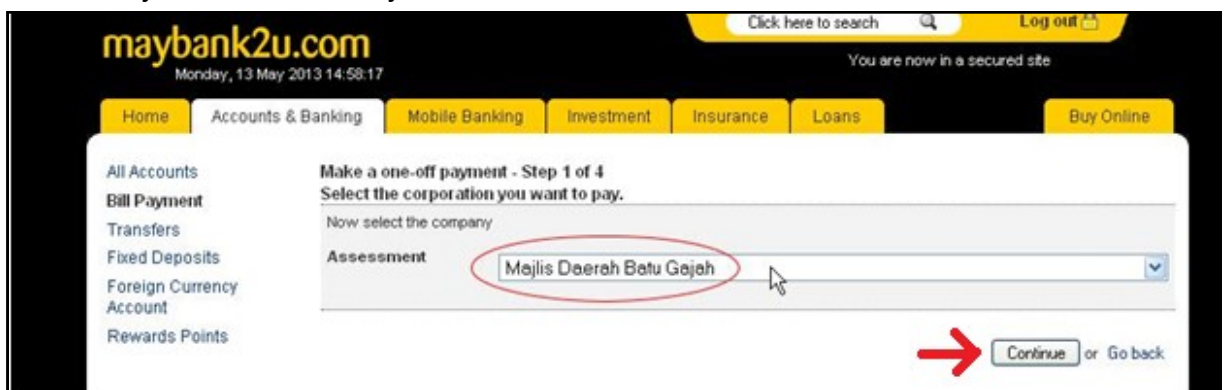
7. Click on Bill Payment.



8. Choose Assessment then click Continue.



9. Choose Majlis Daerah Batu Gajah then click Continue.



ONLINE PAYMENT VIA MAYBANK2U

10. Enter the payment amount at Amount field then enter Bill Account No at Account No field as shown in example below. Click on Continue to proceed with the payment process.

The screenshot displays the Maybank2u website interface for making a one-off payment. The page title is "Make a one-off payment - Step 2 of 4" with the instruction "Enter your payment details".

Payment Form Fields:

- Amount:** An empty text input field, circled in red.
- To:** "Majlis Daerah Batu Gajah" (pre-filled).
- Account No:** An empty text input field, circled in red.
- From Account:** "108114021370 SA" (pre-filled).
- Effective date:** "Today" (selected from a dropdown menu).

Navigation: A "Continue" button is highlighted with a red box and a red arrow pointing to it. A "Go back" link is also visible.

Scanned Bill Image: A scanned image of a "BIL CUKAI TAKSIRAN (PERTAMA 2006)" from the "MAJLIS DAERAH KINTA BARAT". The bill includes a barcode and a table with the following data:

NO. BIL	NO. AKAUN	TAR
1018841	T09002225101	01/

Below the table, the "Bill Account No: T09002225101" is displayed in a yellow box, with a red arrow pointing to it. The amount "RM 150.00" is also visible.